

Ordering Information:

1382S ** V ** 0
 1 2 3 4

1.No. of circuits

2.Plating:

U=Gold flash over 30u"min. nickel overall

W=15u"min. gold over 30u"min. nickel overall

Z=30u"min. gold over 30u"min. nickel overall

3.Base Height options:

1: Dim.H=3.4mm(.134")

4.0=Standard

Material:

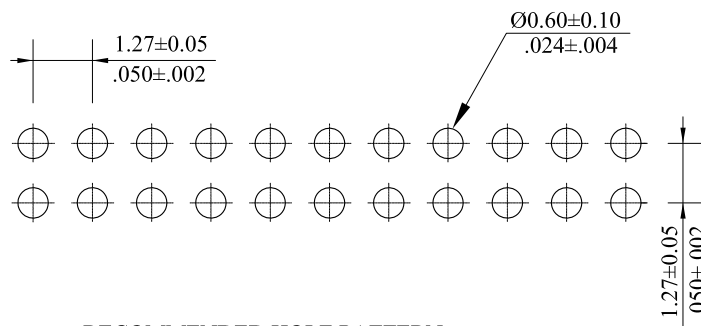
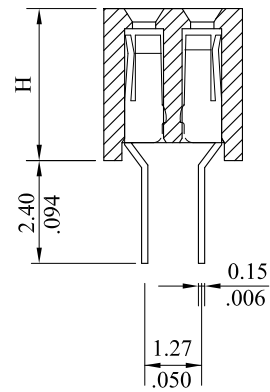
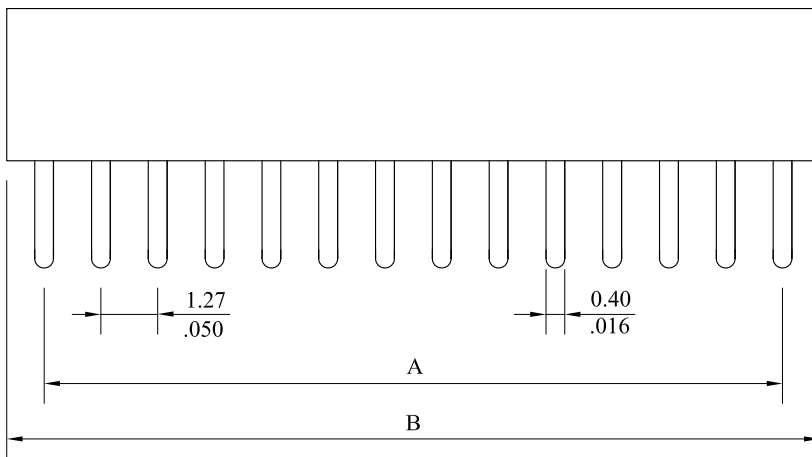
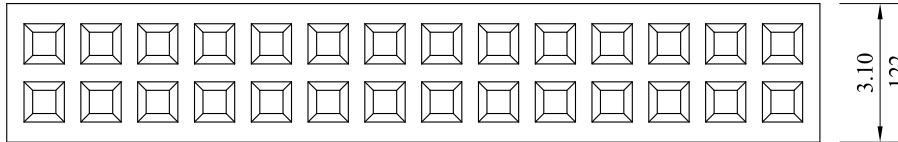
Insulator:Nylon 6T UL94V-0

Contact:Phosphor Bronze

A=1.27mm(.050")*No. of spaces

B=A+1.65mm(.065")

RoHS COMPLIANT



RECOMMENDED HOLE PATTERN

				leoco LEOCO CORPORATION		APPROVED:		PART NO.: 1382S**V**0				
D	ES101222			GENERAL TOLERANCES: (UNLESS SPECIFIED)		DATE:		TITLE: Connector				
C	ES050826					CHECKED:						
B	E010142					DATE:		DRAWING NO.: 138206S				
A	DWG REL					DRAWN:						
REV.	ECO. NO.	CHG.	APP.			DATE:		UNITS	SCALE	SIZE	SHEET	REV.
				ANGULAR ± (1°)				$\frac{\text{mm}}{\text{inch}}$	6:1	A4	1/1	D