

*** 2162 Series ***

Material :

* Insulator : PA6T+30%G.F UL 94V-0

* Contact : Phosphor Bronze

Ordering Information:

2162S *** 00 B
 1 2 3

1.NO.of circuits


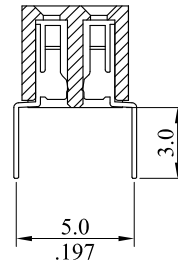
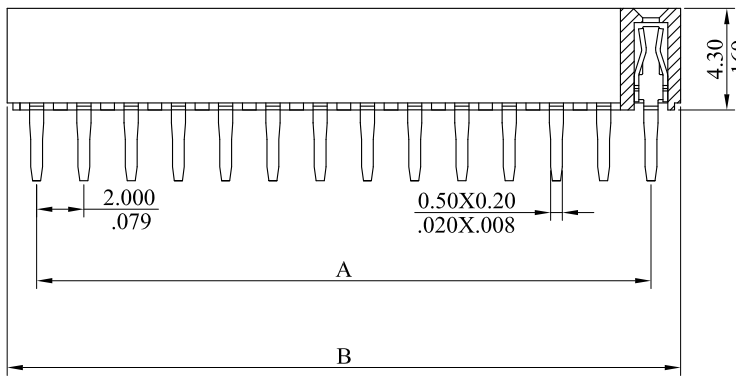
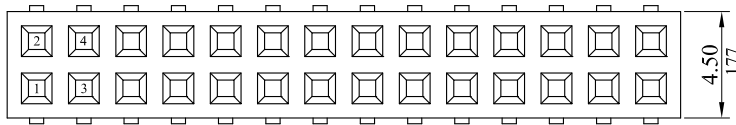
2.Plating

T=Tin plated 120μ"min. over 30μ"min. nickel overall

U=Gold flash over 30μ"min. nickel overall

3.B=Double side

RoHS COMPLIANT



Recommended PCB Board Hole Layout

A= 2.00mm(.079")x No.of spaces±0.20

B= A+2.50mm(.098")±0.30

				LEOCO CORPORATION	APPROVED:		PART NO.:					
					DATE:		2162S***00B					
				GENERAL TOLERANCES: (UNLESS SPECIFIED)		CHECKED:		TITLE:				
						DATE:		SOCKET				
				1 PLACE ± 0.30 ± --		DRAWN:		DRAWING NO.:				
				2 PLACES ± 0.20 ± .012		DATE:		216201S				
				3 PLACES ± 0.10 ± .008				UNITS	SCALE	SIZE	SHEET	REV.
				4 PLACES ± -- ± .004				mm inch	3:1	A4	1/1	A
REV.	ECO. NO.	CHG.	APP.	ANGULAR ± (1°)								