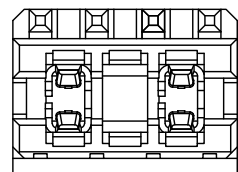
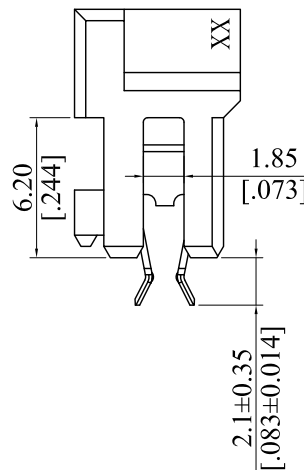
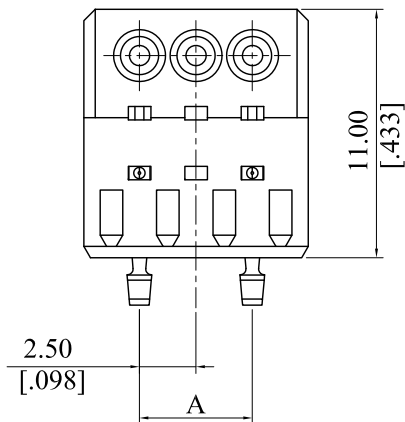
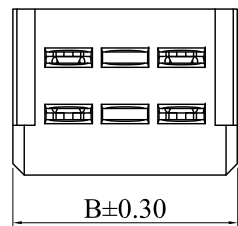
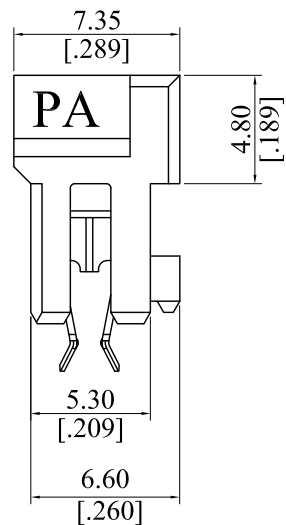


RoHS COMPLIANT

CUSTOMER DRAWING			
REV.	ECO. NO.	DESCRIPTION	DATE
A	DWG. REL.	APPROVED	2017.12.06
B	ES190401	add Key	2019.4.1



A=2.50\*(No. of circuit-1)  
B=A+5.0

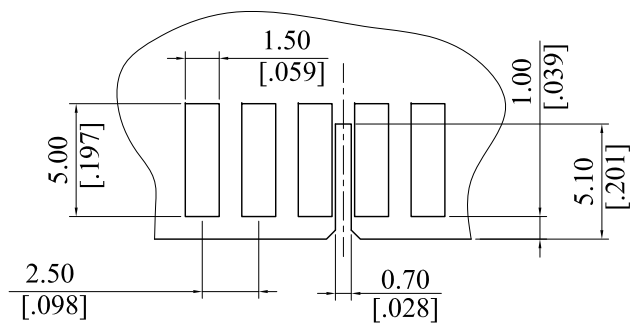
Notes:

1. Insulator: Thermalplastic PA66+30% G/F UL94V-0, Nature
2. Terminal: Phosphor bronze  
Finish: Tin plated 120u" min. overall
3. Applicable wire : AWG 22~24  
Max. insulator Diameter 1.7mm

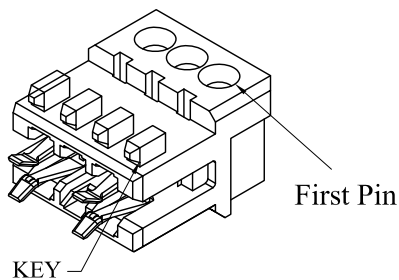
Ordering Information:

2514S\*\* H P \*\*  
1 2 3 4

1. No. of circuits
2. H: Without lock
3. Seal even number Pin
4. See the Table of next page.



PCB Layout



TOLERANCE UNLESS OTHERWISE SPECIFIED			LEOCO CORPORATION <a href="http://www.leoco.com.tw">http://www.leoco.com.tw</a>		
mm	mm	inch	APPROVED BY:	DATE:	TITLE:
[inch]			Topmoon	2019.4.1	Rast 2.5 Connector
1 PLACE	± 0.30	± ---	CHECKED BY:	DATE:	
2 PLACES	± 0.20	± .012	Candice	2019.4.1	
3 PLACES	± 0.10	± .008	DRAWN BY:	DATE:	PART NO.:
4 PLACES	± ---	± .004	Joyce	2019.4.1	2514S**HP**
ANGULAR ±1°			SIZE:	SCALE:	DRAWING NO.:
			A3	1:1	251410S
					REV.:
					B
					SHEET:
					1 OF 4

RoHS COMPLIANT

CUSTOMER DRAWING			
REV.	ECO. NO.	DESCRIPTION	DATE
A	DWG. REL.	APPROVED	2017.12.06
B	ES190401	add Key	2019.4.1

TYPE	0A	0B
KEY/LOCK		
2-way		

TYPE	0A	0B	0C	0D	0E	0F	03	36	37	LA	LB
KEY/LOCK											
3-way											

TYPE	0A	0B	0C	0D	0E	LA	LB	LC
KEY/LOCK								
4-way								

TYPE	0A	0B	0C	33	41	LA	LB	LC	LD
KEY/LOCK									
5-way									

TYPE	0A	0B	LA	LB	LC	LD	LE
KEY/LOCK							
6-way							

TYPE	0A	0G	60	71	72	LA	LB
KEY/LOCK							
7-way							

LC	LD	LE	LF

TOLERANCE UNLESS OTHERWISE SPECIFIED			<b>LEOCO CORPORATION</b> <a href="http://www.leoco.com.tw">http://www.leoco.com.tw</a>		
mm	[inch]		APPROVED BY:	DATE:	TITLE:
	mm	inch	Topmoon	2019.4.1	Rast 2.5 Connector
1 PLACE	± 0.30	± --	CHECKED BY:	DATE:	
2 PLACES	± 0.20	± .012	Candice	2019.4.1	PART NO.: 2514S**HP**
3 PLACES	± 0.10	± .008	DRAWN BY:	DATE:	
4 PLACES	± --	± .004	Joyce	2019.4.1	DRAWING NO.: 251410S
ANGULAR ±1°			SIZE: A3	SCALE: 1:1	
			REV.: B	SHEET: 2 OF 4	

RoHS COMPLIANT

CUSTOMER DRAWING

REV.	ECO. NO.	DESCRIPTION	DATE
A	DWG. REL.	APPROVED	2017.12.06
B	ES190401	add Key	2019.4.1

TYPE	0A	0B	LA	LB	LC	LD
KEY/LOCK 8-way						

LE	LF	LG

TYPE	0A	0B	0C	44	LA	LB
KEY/LOCK 9-way						

LC	LD	LE	LF	LG	LH

TYPE	0A	0B	0C
KEY/LOCK 10-way			

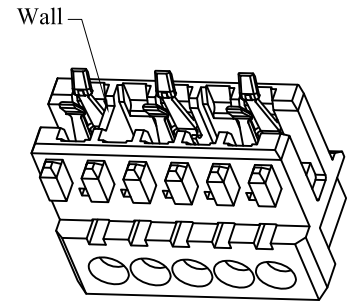
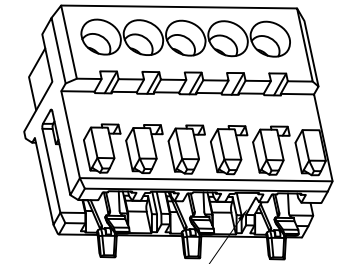
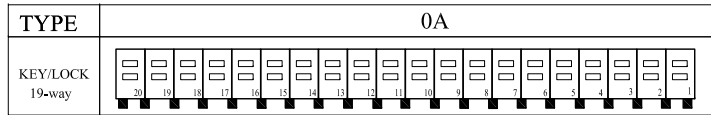
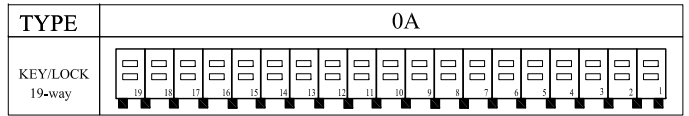
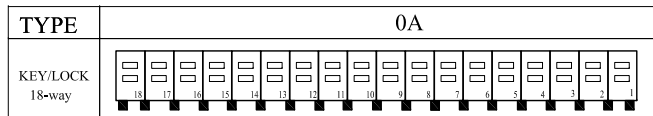
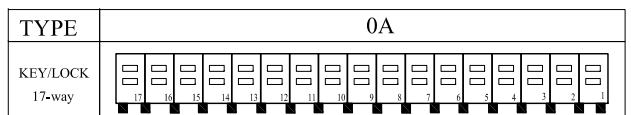
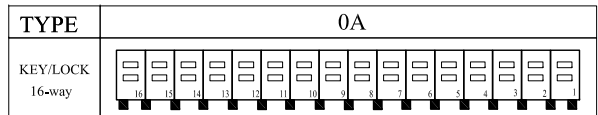
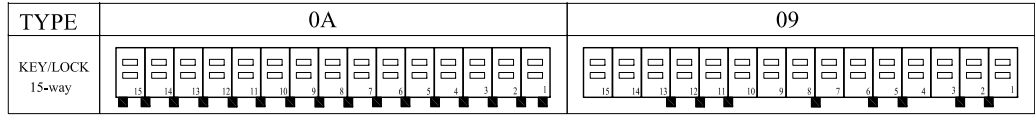
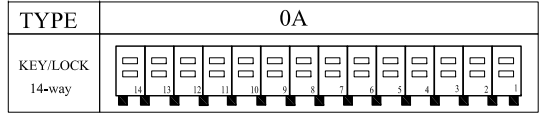
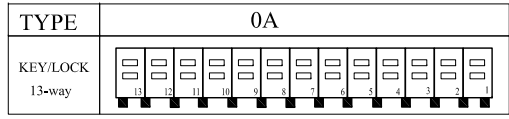
TYPE	0A	41
KEY/LOCK 11-way		

TYPE	0A
KEY/LOCK 12-way	

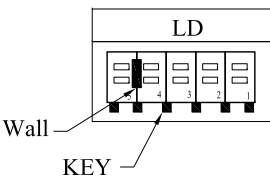
TOLERANCE UNLESS OTHERWISE SPECIFIED mm [inch]			<b>LEOCO CORPORATION</b> <a href="http://www.leoco.com.tw">http://www.leoco.com.tw</a>		
1 PLACE	± 0.30	± --	APPROVED BY: Topmoon	DATE: 2019.4.1	TITLE:  Rast 2.5 Connector
2 PLACES	± 0.20	± .012	CHECKED BY: Candice	DATE: 2019.4.1	
3 PLACES	± 0.10	± .008	DRAWN BY: Joyce	DATE: 2019.4.1	PART NO.: 2514S**HP**
4 PLACES	± --	± .004	SIZE: A3		SCALE: 1:1
ANGULAR ±1°					DRAWING NO.: 251410S
			REV.: B	SHEET: 3 OF 4	

RoHS COMPLIANT

CUSTOMER DRAWING			
REV.	ECO. NO.	DESCRIPTION	DATE
A	DWG. REL.	APPROVED	2017.12.06
B	ES190401	add Key	2019.4.1



For example:



TOLERANCE UNLESS OTHERWISE SPECIFIED			<b>LEOCO CORPORATION</b> <a href="http://www.leoco.com.tw">http://www.leoco.com.tw</a>			
mm			APPROVED BY:	DATE:	TITLE:	
[inch]	mm	inch	Topmoon	2019.4.1	Rast 2.5 Connector	
1 PLACE	± 0.30	± --	CHECKED BY:	DATE:		
2 PLACES	± 0.20	± .012	Candice	2019.4.1	PART NO.:	
3 PLACES	± 0.10	± .008	DRAWN BY:	DATE:	2514S**HP**	
4 PLACES	± --	± .004	Joyce	2019.4.1	DRAWING NO.:	
ANGULAR ±1°			SIZE:	SCALE:	DRAWING NO.:	
			A3	1:1	251410S	REV.:
					B	SHEET:
					4 OF 4	