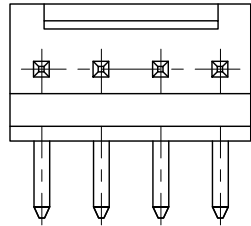
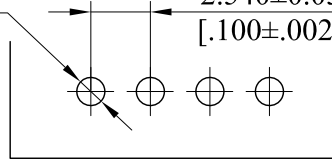


RoHS COMPLIANT

| CUSTOMER DRAWING | | | |
|------------------|-----------|---|------------|
| REV | ECD. NO. | DESCRIPTION | DATE |
| A | DWG. REL. | APPROVED | |
| B | ES080505 | APPROVED | 2002.08.17 |
| C | ES210308 | Correct tolerance: 2.60±0.20 -2.6±0.30 | 2021.03.18 |



$\text{Ø}1.20 \pm 0.10$
[.047 ± .004] 2.540 ± 0.05
[.100 ± .002]



PCB LAYOUT

Material :

Insulator: Nylon 6/6, UL94V-0

Contact: Brass

Ordering Information:

2531 P ** HR * 0

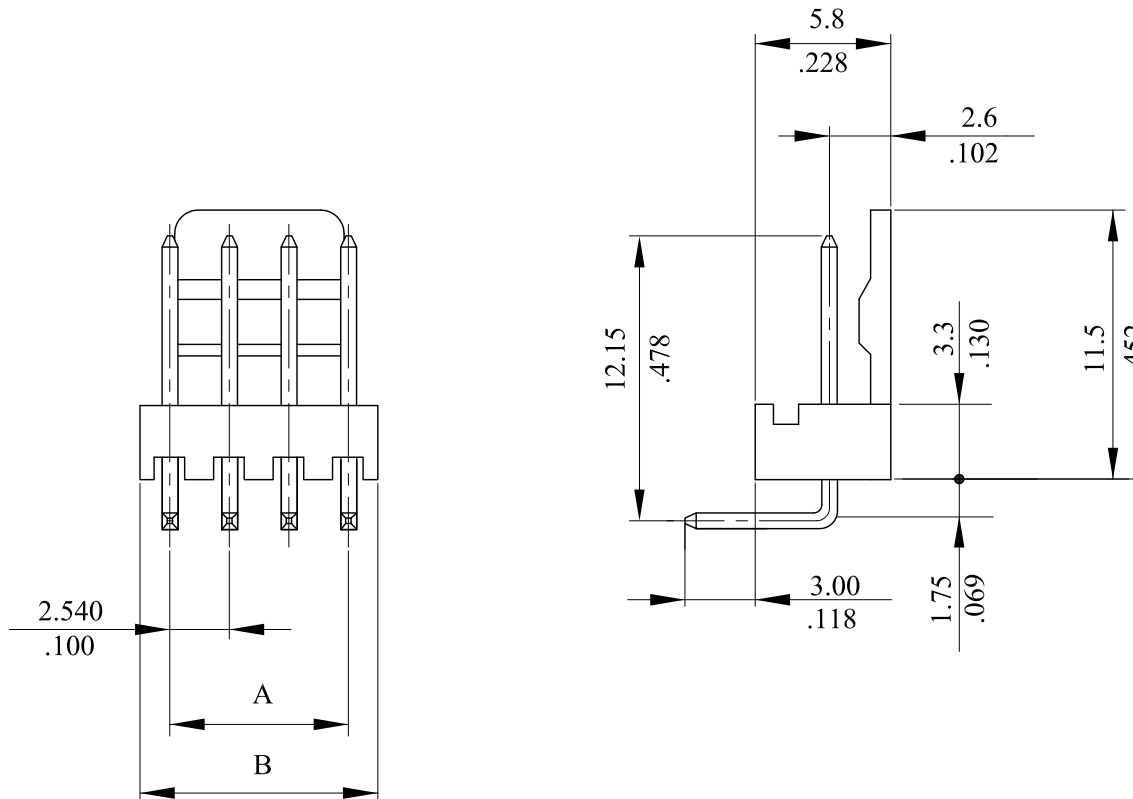
1 2

1. No. of circuits

2. Plating

0= Tin plated 120u" min. over 30u" min. nickel overall

U= Gold flash over 30u" nickel overall



| Circuits | Part No. | Dim.A | Dim.B |
|----------|-------------|-------------------|-------------|
| 2 | 2531P02HR*0 | 38.10(1.500)±0.40 | 40.6(1.598) |
| 3 | 2531P03HR*0 | 40.64(1.600)±0.40 | 43.2(1.701) |
| 4 | 2531P04HR*0 | 43.18(1.700)±0.40 | 45.7(1.799) |
| 5 | 2531P05HR*0 | 45.72(1.800)±0.40 | 48.3(1.902) |
| 6 | 2531P06HR*0 | 48.26(1.900)±0.40 | 50.8(2.000) |

| | | | | |
|--------------------------------------|--------|--------|---|---|
| TOLERANCE UNLESS OTHERWISE SPECIFIED | | | LEOCO CORPORATION http://www.leoco.com.tw | |
| mm | inch | mm | inch | APPROVED BY: DATE: Chard 2021.03.18 CHECKED BY: DATE: Angel 2021.03.18 DRAWN BY: DATE: Aimec 2021.03.18 TITLE: HEADER |
| [inch] | | | | |
| 1 PLACE | ± 0.30 | ± — | | PART NO.: 2531P**HR*0 |
| 2 PLACES | ± 0.20 | ± .012 | | |
| 3 PLACES | ± 0.10 | ± .008 | | DRAWING NO.: 253128S REV.: C SHEET: 1 OF 1 |
| 4 PLACES | ± — | ± .004 | | |
| ANGULAR ±1° | | | SIZE: A3 | SCALE: 1:1 |