

RoHS COMPLIANT

CUSTOMER DRAWING

REV.	ECO. NO.	DESCRIPTION	DATE
A	DWG. REL.	APPROVED	
M	ES060341		2006.03.29
N	ES090113		2009.01.09
O	ES101227		2010.12.22
P	ES171110	Change to new drawing format C-5Area:3.2→3.0. B-5Area:6.3→6.4	2018.01.04

Note:
Material:
Insulator: Thermoplastic, UL94V-0, Black
Contact: Brass

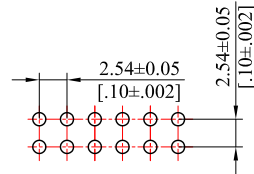
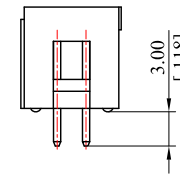
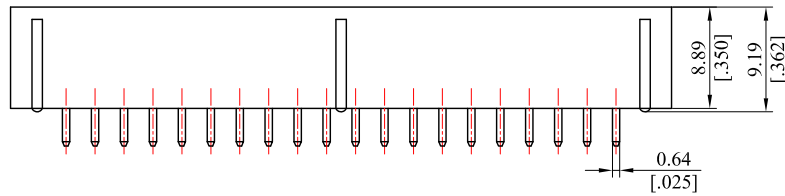
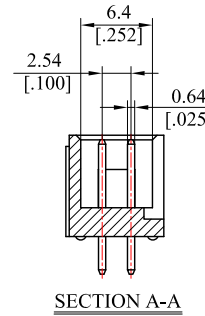
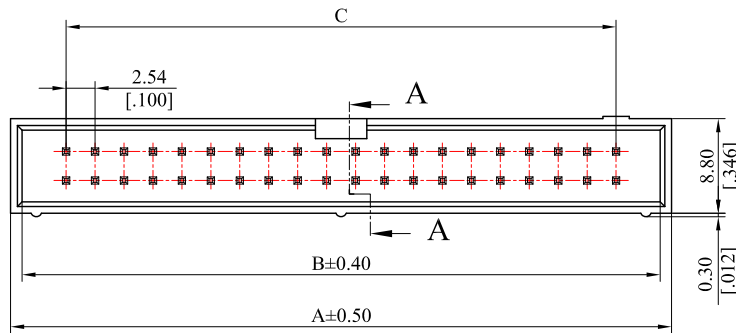
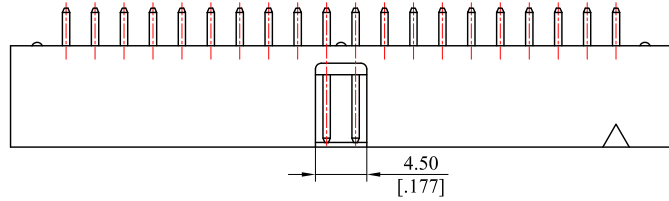
General part number:

3675P ** V * 00
I 2

1.No.ofcircuits

2.Plating:

T=Tin plated 120µ" min over 30µ" min. nickel overall
U=Gold flash over 30µ" min. nickel overall



Recommended Hole Pattern

	40	58.0	56.00	48.26±0.15
	34	50.4	48.38	40.64
	30	45.3	43.30	35.56
	26	40.2	38.22	30.48
	24	37.7	35.68	27.94
	20	32.6	30.60	22.86
	16	27.5	25.52	17.780
	14	25.0	22.98	15.240
	10	19.9	17.90	10.160
CIRCUITS	DIM "A"	DIM "B"	DIM "C"	

DIMENSIONS TABLE

TOLERANCE UNLESS OTHERWISE SPECIFIED			LEOCO CORPORATION http://www.leoco.com.tw	
mm	mm	inch	APPROVED BY:	DATE:
[inch]			Chard	2018.01.10
1 PLACE	± 0.30	± ---	CHECKED BY:	DATE:
2 PLACES	± 0.20	± .012	Angel	2018.01.04
3 PLACES	± 0.10	± .008	DRAWN BY:	DATE:
4 PLACES	± ---	± .004	Dylan	2018.01.04
ANGULAR ±1°			SIZE:	SCALE:
			A3	1:1
			TITLE: 2.54mm PITCH BOX HEADER	
			PART NO.: 3675P**V*00	
			DRAWING NO.: 367506S	REV.: P
			SHEET: 1 OF 1	